



National Marine Manufacturers Association

nmma.org

# ECONOMIC SIGNIFICANCE OF RECREATIONAL BOATING IN MARYLAND

## CONGRESSIONAL DISTRICT 2

Number of Recreational Boats*	18,561
Recreational Boating Industry Businesses	125
Total Jobs	2,068
Annual Recreational Boating-Related Spending	\$107.4 MILLION

## TOTAL ANNUAL ECONOMIC IMPACT OF RECREATIONAL BOATING:

**\$256.7** MILLION

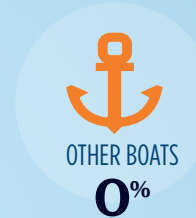

### RECREATIONAL BOATS IN MD-2

**TOTAL BOATS\*** 18,561

**REGISTERED BOATS** 18,561

Power boats	15,501
PWCs	2,341
Sailboats	704
Other Boats	15

**HOUSEHOLDS PER BOAT** 15.0

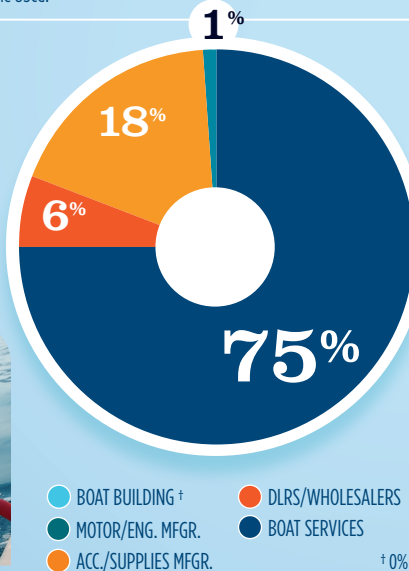


\* Total boats are registered boats as reported by states to the USCG.

### RECREATIONAL BOATING CREATES JOBS IN MD-2

**TOTAL BOATING JOBS** 850

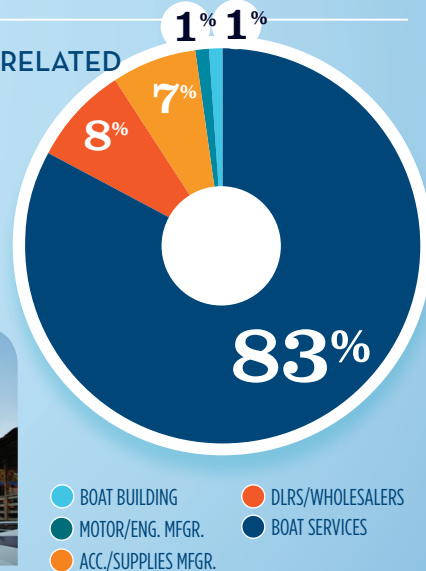
Boat Building	3
Motor / Engine Mfr.	6
Accessory / Supplies Mfr.	151
Dealers / Wholesalers	51
Boat Services	639



### RECREATIONAL BOATING-RELATED BUSINESSES IN MD-2

**TOTAL BUSINESSES** 125

Boat Building	1
Motor / Engine Mfr.	1
Accessory / Supplies Mfr.	9
Dealers / Wholesalers	10
Boat Services	104

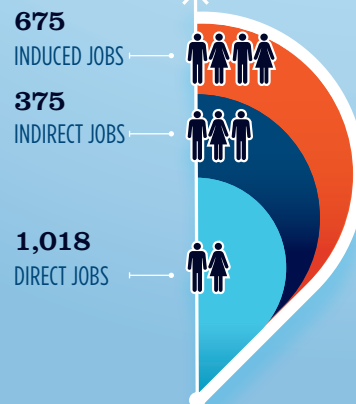


### ESTIMATED JOBS IMPACT OF RECREATIONAL BOATING-RELATED SPENDING IN MD-2

**EST. TOTAL JOBS** 2,068

**EST. TOTAL LABOR INCOME** \$85.8 MILLIONS

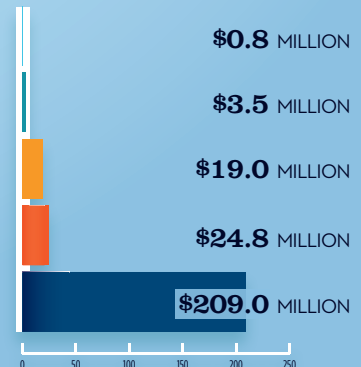
Est. Direct Income	\$35.5
Est. Indirect Income	\$20.8
Est. Induced Income	\$29.5



### RECREATIONAL BOATING INDUSTRY SALES IN MD-2

Boat Building	\$0.8
Motor / Engine Mfr.	\$3.5
Accessory / Supplies Mfr.	\$19.0
<b>TOTAL MFR. SALES</b>	<b>\$23.3</b>

Dealers / Wholesalers	\$24.8
Boat Services	\$209.0
<b>TOTAL RETAIL &amp; SERVICES SALES</b>	<b>\$233.8</b>



Source: NMMMA's Center of Knowledge; Recreational Marine Research Center at Michigan State University